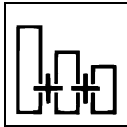
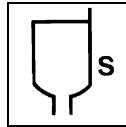


BSB BASE COAT



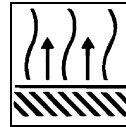
1000 ml +
400-1000 ml



14-15" DIN4
at 20° C
or
20-22" DIN4
at 20° C



Ø 1,2-1,5 mm
Ø HVLP: 1,3 mm
4 bar
HVLP: 2-2,5 bar
N. of coats: 2-3



20-30 min.
at 20° C

DESCRIPTION

HS matt basecoat for two-coat METALLIC, MICA/PEARL and SOLID COLOURS, to recoat with colourless clear ACRIFAN/MACROFAN.

USE

Suitable for complete and partial paintings and touch-ups of cars, motorcycles and commercial vehicles in two-coat colours.

CHARACTERISTICS

- Easy application
- Uniformly matt aspect
- Excellent opacity and coverage
- High gloss after clear application
- Excellent long-term aesthetic performances thanks to the high film resistance.

SUBSTRATE PREPARATION

On old, not solvent sensitive paintings apply any fillers of MACROFAN range or 04109-04004 GREEN TI FILLER. Solvent sensitive coatings must be completely removed.

Allow the filler to dry through and sand as follows:

- **Wet sanding:** finish with P600 - 800 grit paper
- **Dry sanding:** finish with P400 grit paper

Before applying the BSB basecoat, degrease with 00695 SOLVENTE ANTISILICONE SLOW.

APPLICATION

Spraying.

Mixing ratio:

by volume and by weight

TRADITIONAL CYCLE

BSB BASECOAT (MET or MICA)	1000 parts
00740-1-2-00755 DILUENTE AUTOREFINISHING (thinners)	800 - 1000 parts
BSB (SOLID)	1000 parts
00740-1-2-00755 DILUENTE AUTOREFINISHING (thinners)	600 - 800 parts

HS CYCLE

BSB BASECOAT (MET or MICA)	1000 parts
00743 DIL. AUTOREF. LOW V.O.C. (thinner)	500 parts
BSB BASECOAT (SOLID)	1000 parts
00743 DIL. AUTOREF. LOW V.O.C. (thinner)	400 parts

Spray viscosity at 20 °C: 14"-15" DIN 4; HS CYCLE: 20-22" DIN4
Ø Air cap: 1.2-1.5 mm (for colours containing 61098 BASE ARGENTO GRANA MAGNUM use Ø 1.5 mm air cap); HVLP: 1.3 mm
Air pressure: 4 bar; HVLP: 2 -2.5 bar
Film thickness: 20 - 25 microns
Coverage (theoretic value): 1 l mixture = 8.9 - 9 m² by 20 microns
1 kg mixture = 8.5 - 9 m² by 20 microns
Flash-off time before applying the clearcoat: 20 -30' up to 24 h

Complete or partial paintings

Apply 1 light coat followed by 1 normal coat. Finish with a second normal coat. With METALLIC and MICA/PEARL colours apply a uniform coat slightly farther from the substrate. If, after this operation, some clouding is visible, reduce the pressure to 1-2 bar and apply a uniform cross coat on all the substrate.

For **touch-ups** we suggest to proceed as follows:

After sanding the whole area to retouch with Scotch Brite Extra Fine apply putty and/or filler. Then reduce the air pressure to 1-2 bar and widen to the exterior. Remove the overspray with a tag rag and apply the Clear. To fade-out the light Silver colours and like colours, add to BSB colour ready for use 50% of 61082 BASE MIX.

OVERCOATINGS

MACROFAN and ACRIFAN CLEARCOATS.

NOTES

Fresh retouches

- If the clear surface has not been sanded enough, it is possible to recoat just after stoving or after 24 h drying at 20°C.
- In case of bare patches seal slightly with filler (range MACROFAN HS FILLER). Allow to dry and sand as indicated. It is also possible to seal the bare basecoat with 1 coat of clear normally catalysed and thinned: wait 30-40' at 20°C and overcoat with BSB BASECOAT in light coats. Then overcoat with MACROFAN or ACRIFAN CLEARCOATS.

NOTE: In case of drying temperatures below 60°C the vehicle must not be exposed to particularly severe weather conditions in the first days after painting. Until the film has reached complete hardening, strong humidity condensations, like dew and frost and contacts with aggressive agents like smog, cleaning agents, salt on roads, must be avoided.

IMPORTANT: The basecoat 62000 BIANCO INTENSO must only be used according to the System formulations. Its use in fancy colours or as a replacement for 61001 BIANCO PER TINTE must be avoided.

DATA SHEET N° 0018-GB
UP DATED 05/2004

The information shown in these sheets is given in good faith as being true and although every effort of verification has been made before use, we cannot accept responsibility for any inaccuracy. THIS PRODUCT IS FOR THE PROFESSIONAL PAINTING OF ROAD VEHICLES BY QUALIFIED PERSONNEL